

# SE400 Air-Cooled Vertical Electrophoresis Unit

Compact, rugged, and economical units ideal for educational laboratories with multiple users



## Technical Specifications

Glass Plate Size (w x h) . . . . . 18 x 16 cm  
 Spacers . . . . . 0.75 mm, 1.0 mm, 1.5 mm  
 Maximum Power Settings . . . . 500 V, 60 mA, 20 W  
 Maximum Temperature . . . . . 45°C  
 Indoor Use . . . . . 4-40°C  
 Humidity . . . . . Up to 80%  
 Unit Dimensions (w x h x d) . . 24 x 28 x 15 cm  
 Safety Certifications . . . . . EN61010-1, UL3101-1, CSA C22.2 1010.1, CE

PROTEIN ELECTROPHORESIS

## Advantages

Maximum glass plate size 18 x 16 cm

The rugged injection molded construction is durable and assembles easily

Run two gels with the addition of a divider plate (see page 22)

Built-in casting stand seals leak free

Choose from a wide variety of accessories (see page 30)

Plates, clamps, spacers, and combs are interchangeable with the SE600 Series

## Ordering Information

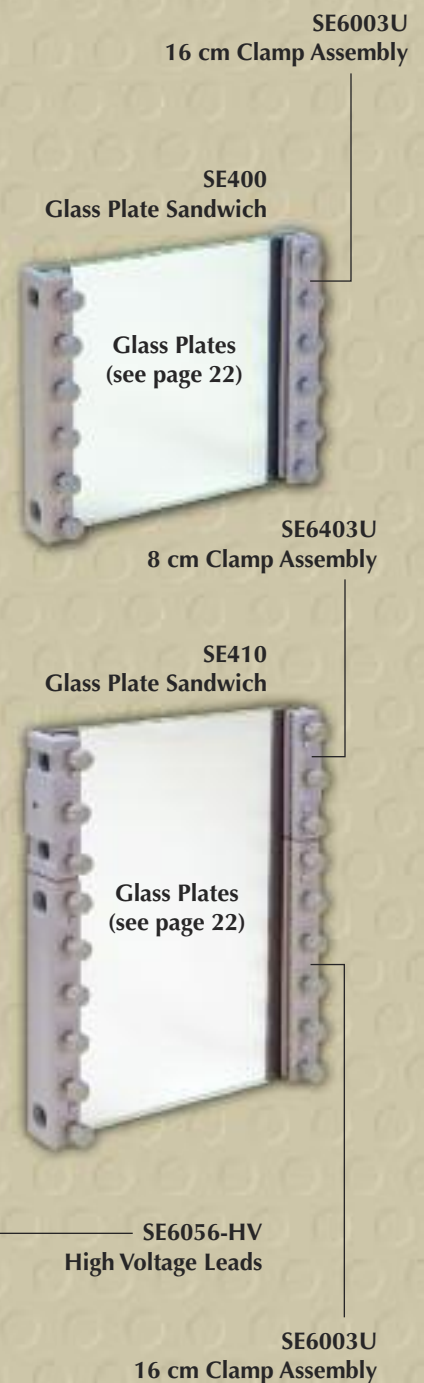

Cat. #	Description
SE400-15-1.5	Air-Cooled Vertical Electrophoresis Unit, <b>Complete</b>

### Complete Unit Includes:

- Lower Buffer Chamber/Casting Stand on Leveling Base with High Voltage Leads
- Upper Buffer Chamber
- Safety Lid with Electrodes
- Glass Plates, 18 x 16 cm—2 pcs
- Clamp Assemblies, 16 cm—2 pcs
- Cams—2 pcs
- Slotted Gasket for Upper Buffer Chamber
- Bubble Level
- Laminated Gasket for Casting Stand
- Spacer-Mate—Alignment Template
- Wonder Wedge—Plate Separation Tool
- Gel Seal
- Comb, 15-well, 1.5 mm thick
- Spacers, 1.5 mm thick (2 cm wide)—2 pcs

# SE400 Vertical Electrophoresis Systems

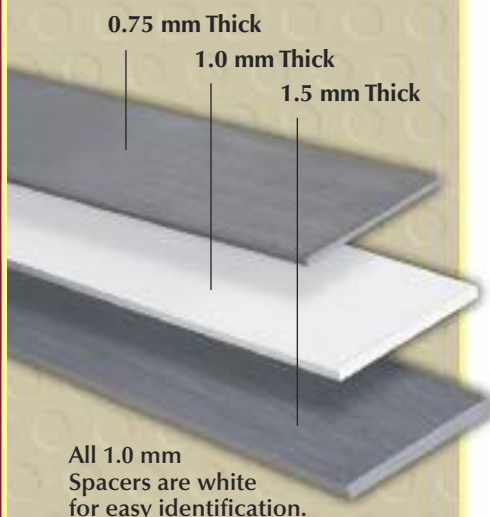

## Replacement Parts



## Ordering Information

Cat. #	Description
SE416	SE410 Lid w/Electrodes
SE4156	SE400 Lid w/Electrodes
SE6056-HV	High Voltage Leads
SE6003U	Clamp Assembly 16 cm—2 pcs
SE6403U	Clamp Assembly 8 cm—2 pcs
SE6005L	Cams—4 pcs
SE6003UK	Clamp and Cam Kit Includes: Clamp Assembly 16 cm—4 pcs Cams—8 pcs
SE4154	Upper Buffer Chamber for SE400 Series
SE4008B	Slotted Gasket (for Upper Buffer Chamber)
SE4009	Laminated Gasket (for Casting Stand)
SE4151	Lower Buffer Chamber/Casting Stand on Leveling Base w/High Voltage Leads

For glass plates, see page 22. For combs and spacers, see page 30.



All 1.0 mm Spacers are white for easy identification.

## Accessories: SE660, SE600X Chroma, SE600, SE640, SE410, and SE400

### Combs

Our combs are precision machined from Teflon® which is highly resistant to acids, bases, and all commonly used buffer systems. An important benefit of Teflon combs, compared to other types, is that they are easily removed while maintaining gel integrity. They are lightweight and virtually unbreakable when used with reasonable care.

**Standard Combs** come attached to a standard back, which produces maximum well depths of 25 mm, except for the 28 well combs which produce well depths of 15 mm.

Cat. #	# of Wells	Thickness (mm)	Well Width (mm)	Well Volume (µl per 1 mm depth)	Qty.
SE511-10-.75	10	0.75	8.3	6.2	1
SE511-10-1.0	10	1.0	8.3	8.3	1
SE511-10-1.5	10	1.5	8.3	12.4	1
SE511-12-.75	12	0.75	7.6	5.8	1
SE511-12-1.0	12	1.0	7.6	7.7	1
SE511-12-1.5	12	1.5	7.6	11.5	1
SE511-15-.75	15*	0.75	5.7	4.3	1
SE511-15-1.0	15*	1.0	5.7	5.7	1
SE511-15-1.5	15*	1.5	5.7	8.6	1
SE511-20-.75	20	0.75	4.1	3.1	1
SE511-20-1.0	20	1.0	4.1	4.1	1
SE511-20-1.5	20	1.5	4.1	6.2	1
SE511-28-.75	28	0.75	2.7	2.1	1
SE511-28-1.0	28	1.0	2.7	2.7	1
SE511-28-1.5	28	1.5	2.7	4.1	1
SE511-BKA	Adjustable Comb Back (Converts 25 mm deep comb to 10 or 15 mm depth)				1

\*Microtiter spacing for use w/multichannel pipette

**Preparative Combs** have adjustable comb backs (10, 15, and 25 mm depth) and form 1 large preparative well plus 1 or 2 small reference wells.

Cat. #	# of Wells	Thickness (mm)	Well Width (mm)	Well Volume (µl per 1 mm depth)	Qty.
SE511-R-.75	1/1	0.75	121/6	90/4	1
SE511-R-1.0	1/1	1.0	121/6	120/6	1
SE511-R-1.5	1/1	1.5	121/6	183/9	1
SE511-DR-.75	1/2	0.75	113/6	85/4	1
SE511-DR-1.0	1/2	1.0	113/6	112/6	1
SE511-DR-1.5	1/2	1.5	113/6	171/9	1

### Spacers

Cat. #	Thickness (mm)	Length (cm)	Width (cm)	Qty.
SE6419-2-.75	0.75	8	2	2
SE6419-2-1.0	1.0	8	2	2
SE6419-2-1.5	1.5	8	2	2
SE6119-2-.75	0.75	16	2	2
SE6119-2-1.0	1.0	16	2	2
SE6119-2-1.5	1.5	16	2	2
SE6619-2-.75	0.75	24	2	2
SE6619-2-1.0	1.0	24	2	2
SE6619-2-1.5	1.5	24	2	2
SE6118-2-1.0	1.0	16	1	2
SE6118-2-1.5	1.5	16	1	2